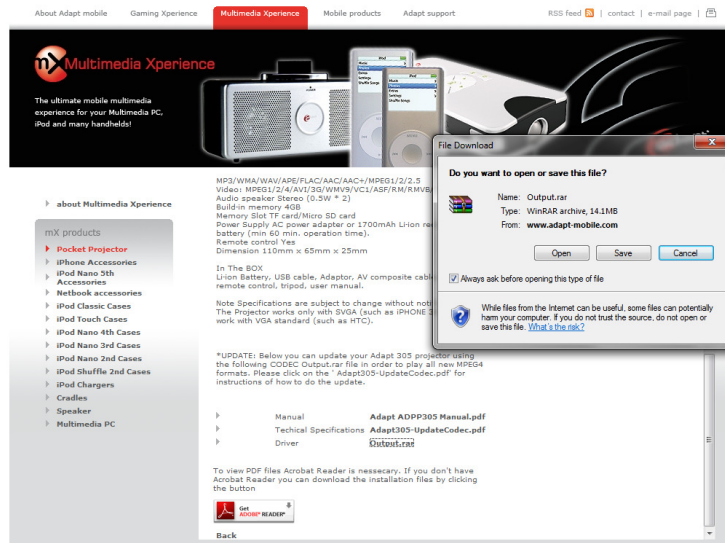


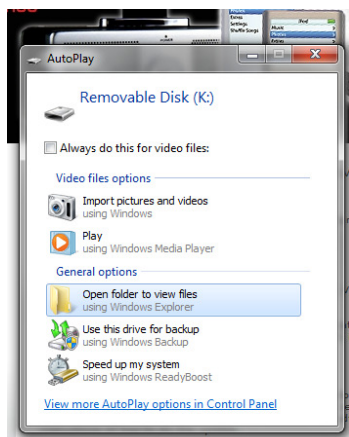
UPDATE CODEC for ADAPT 305 – For playback of more MP4 formats

Important Note before starting: you should back up all the data on your Adapt 305 before following the below procedure, as a precautionary measure. Do this by connecting via USB and copying all the files from the Adapt 305 onto your desktop.

1. Download the CODEC file from - http://www.adapt-mobile.com/multimedia/detail.php?p_id=524

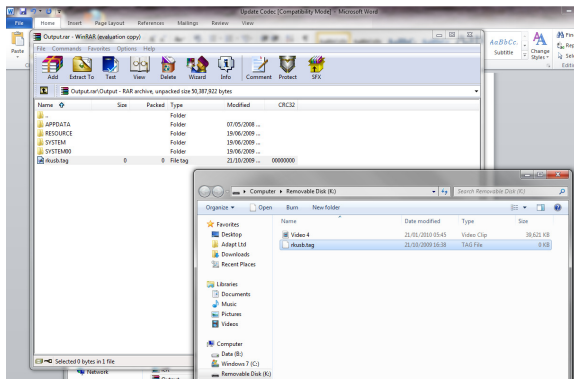


2. Unzip the file "Output" into a folder on your desktop (you may need to download a ZIPPING Programme, we suggest WinRAR which is freeware)
3. Connect the Adapt 305 with the computer (using the USB Cable supplied) and wait until the Adapt 305 folder opens up (sometimes you have to open manually through My Computer >External drives, for Macs it should be visible on your desktop, as Unnamed Drive)

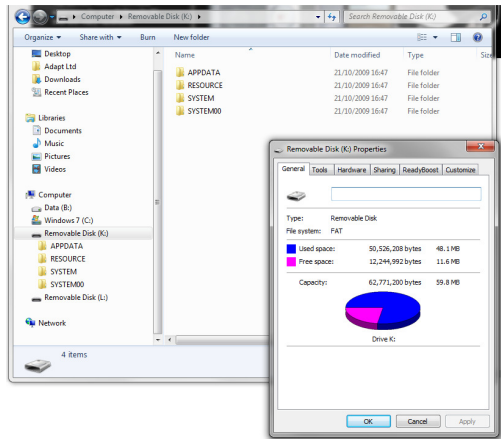


4. Select the file called " rksb.tag" from the downloaded 'Output' folder

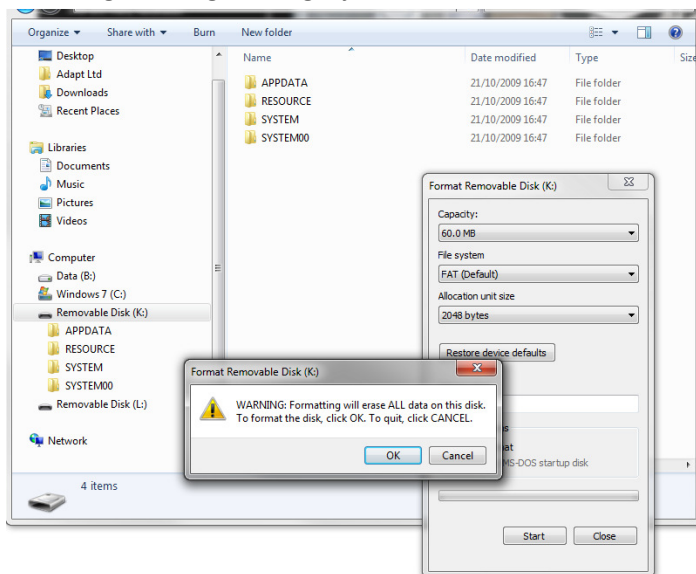
- Copy the file "rkusb.tag" into the internal memory of the mini projector, close the window and disconnect the projector from the computer .



- After doing that , re-connect the computer with the projector, 2 memory discs will show up, format the memory disk with a size of 60MB (right click the memory disc and select properties to see the size)



- To Format, simply right click on the 60MB memory disc and select 'format'. You will see the following warning message, just click OK - 'WARNING formatting will erase ALL data...'



8. Then, from the 'Output' folder copy the four folders : APPDATA、 RESOURCE、 SYSTEM、 SYSTEM00, back into the Memory Disc of the Adapt 305.
9. After that find the file "rkusb.tag ", and delete it, you may find it in the 2nd unformatted Memory Disc.
10. Disconnect the projector from computer.
11. Connect the Adapt 305 to the computer, and you should see only one Memory Disc now. Try re-copy the video file you couldn't play before into it to see if it plays.

If you are still unable to resolve playback issues with your Adapt 305, then email

Productsupport@adapt-mobile.com